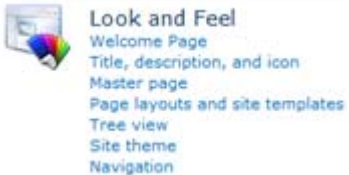

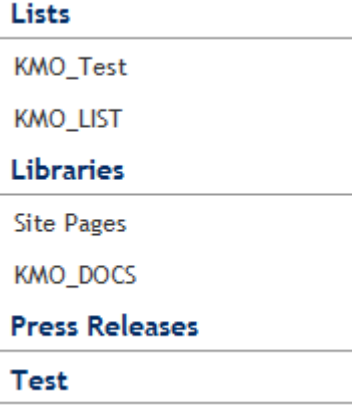


SharePoint 2010 Navigation Panel Views (Tree View)

On the default left hand navigation – there are three views – quick launch, tree view and both quick launch and tree view.

1. To set the desired panel view from Site Actions -> Site Settings under Look and Feel click Tree view	
2. To display items that make up the navigation of the site – on the left hand side click Enable Quick Launch and click OK	
3. Going back to one's home page with the Quick Launch enabled – the links will appear as such – in this case my lists, libraries and pages are displayed.	

KEVIN O'NEILL

<p>4. With just the Enable Tree View selected under Site Actions -> Site Settings – the left navigation is depicted as such:</p>	 <p>A screenshot of the 'Site Content' navigation pane in a software interface. The pane is titled 'Site Content' and contains a list of items: Content and Str, Customized Rep, Documents, Form Templates, Images, KMO_DOCS, KMO_LIST, KMO_Test, Pages, Reusable Conte, Site Assets, Site Collection D, Site Collection I, Site Pages, Style Library, Workflow Tasks, Press Releases, and Recycle Bin. A vertical scrollbar is visible on the right side of the list.</p>
<p>5. With both Enable Quick Launch and Enable Tree View selected under Site Actions -> Site Settings more content is displayed.</p>	 <p>A screenshot of a dialog box with two checked options: 'Enable Quick Launch' and 'Enable Tree View'. At the bottom of the dialog are 'OK' and 'Cancel' buttons.</p>
<p>6. The left navigation is depicted as such:</p>	 <p>A screenshot of the left navigation pane showing a list of items grouped under different categories. The categories are 'Lists', 'Libraries', 'Press Releases', and 'Site Content'. Under 'Lists' are 'KMO_Test' and 'KMO_LIST'. Under 'Libraries' are 'Site Pages' and 'KMO_DOCS'. Under 'Press Releases' is 'Test'. Under 'Site Content' are 'Content and Str', 'Customized Rep', 'Documents', 'Form Templates', 'Images', 'KMO_DOCS', and 'KMO_LIST'. A vertical scrollbar is visible on the right side of the list.</p>

KEVIN O'NEILL

WEBSITE: [HTTP://WWW.KMO.NAME](http://www.kmo.name)
E-MAIL: ONEILLWEBSITE@VERIZON.NET
USE ALL COMMANDS AT OWN RISK